

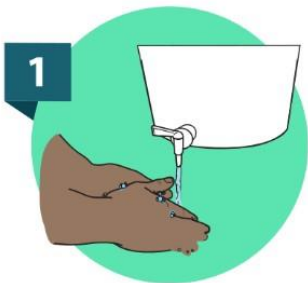


## Handwashing Protocol

- Hand washing is the primary way to clean your hands.
- Hand washing should be done with soap and water for at least 20 seconds.
- Hand sanitizer should only be used if soap and water is not available. Hand sanitizer works best on clean hands. Hands should be rubbed with sanitizer until completely dry.
- CDC handwashing videos that are age appropriate are available to students, staff and parents/guardians. <https://www.cdc.gov/handwashing/videos.html>

Hand wash with soap and water for at least 20 seconds (sing happy birthday twice) at the following times:

- Upon entering the building/classroom
- Before eating (snack and lunch) or preparing food
- Prior to dismissing for the school day
- After using the restroom
- After individuals blow their nose, sneeze, or cough
- After touching shared equipment/materials/items
- After recess and physical education class
- Before and after providing routine care for another person who needs direct assistance



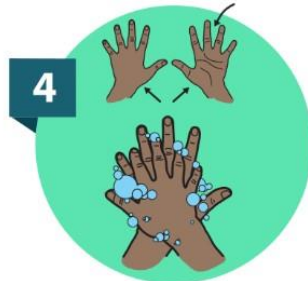
1. Wet hands with water.



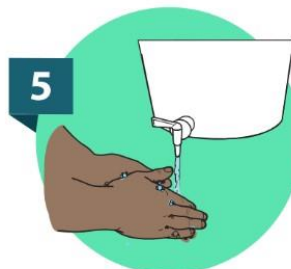
2. Apply enough soap to cover all hand surfaces.



3. Rub hands together and scrub everywhere.



4. Wash the front and back of your hands, in between your fingers, and under your nails.



5. Rinse hands with water.



6. Dry hands completely using a single-use towel or air dry.