


## Sight Word Memory

Write your sight words on flash cards/small pieces of paper to play a memory game. Choose how many sight words you want to play with and write each sight word twice on different index cards (10 sight words= 20 cards). Flip all cards over to the back so you cannot see the words. Take turns flipping over two cards at a time. Have your child read both words. If the words match, keep the cards. If the words do not match, return the cards to the same place they were picked up from.



## Sight Word Go Fish



Write your sight words on flash cards/small pieces of paper to play Go Fish. First, decide how many sight words to play with. Write each word twice on different index cards (10 words= 20 index cards). Distribute 3-6 cards per player. Place the rest of the cards in a deck in the middle of the players. Look at your cards, if you have a match read the word and place the pair in front of you. Take turns asking each other for a card that's in your hand. If the person you ask has the card, they will give it to you and that's a match. If they do not, you will choose from the deck.

## Sight Word Rainbow Write

Give your child crayons, markers or colored pencils. Provide his/her sight word list and have your child practice writing the sight words in rainbow order! Here are some ways to try rainbow writing:

- Each **letter** is a different color
- Each **word** is a different color
- Draw all the colors on top of each other!



## Shaving Cream Writing




Spray shaving cream in a designated area and have your child write words! You can tell them a word aloud to write or they can copy it. For easiest clean up, have your child do this activity on a cookie sheet, or while taking a bath! Q-Tips work great too if your child does not like to get messy!

## Playdough Writing

Have your child roll their playdough into thin “snakes” to create letters! Read the word aloud or have them copy a word.

OR

Have your child make the playdough into a “pancake”. Give your child a toothpick and have them write their sight words!




## Sight Word Tower

Have your child write his/her sight words on plastic cups (1 word per cup). Have your child read the word. If correct, he/she can add it to the tower! Once all words are correct, knock the tower down and build it up again!

## Sight Word Hide and Seek

Write an array of sight words on different index cards (you decide how many). Hide the words around the house and see how many your child can find and read! Challenge- time you child and see if they can beat their time.



## Sight Word Bingo



On a piece of paper, create a 4x4 table. In each box, have your child write one of the sight words. Next, the family member will read the words one by one in random order. The student will use something to mark off the word you say. When he/she gets 4 in a row say "BINGO"! Finally, have your child read the words back to you.

Challenge: Create a 5x5 table, must get 5 in a row to call "BINGO"!

## Sight Word SWAT IT

Tape index cards/post it notes with sight words on your fridge or lay them on the floor. Have your child use a fly swatter or a spatula to hit the word you read to him/her. Each time you say the word your child has to swat it!

**Challenge:** you be the swatter and have your child read the words for you to swat!



## Chalk Sight Word Stomp

Write various sight words with chalk and put a circle around the words. Call out words and have your child stomp on the words!

**Challenge:** spread the words out and have your child jump from word to word!

