

# Getting Started on Day 1



Remote Learning 2020-2021



## SCHOOLLOGY



A place to access your courses, assignments, and to message your teacher.

Use the QR code above or the link below to access the video tutorial and learn how to login and access course work.

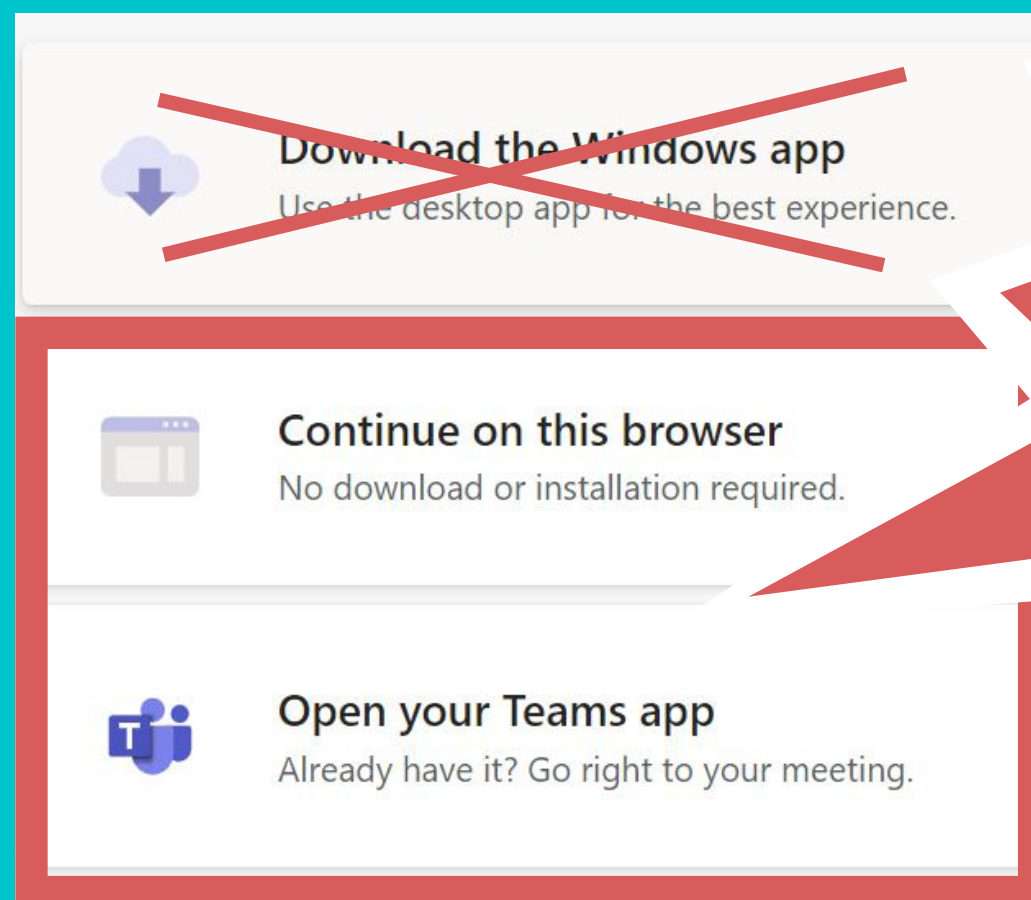
<https://vimeo.com/448650709>

## TEAMS

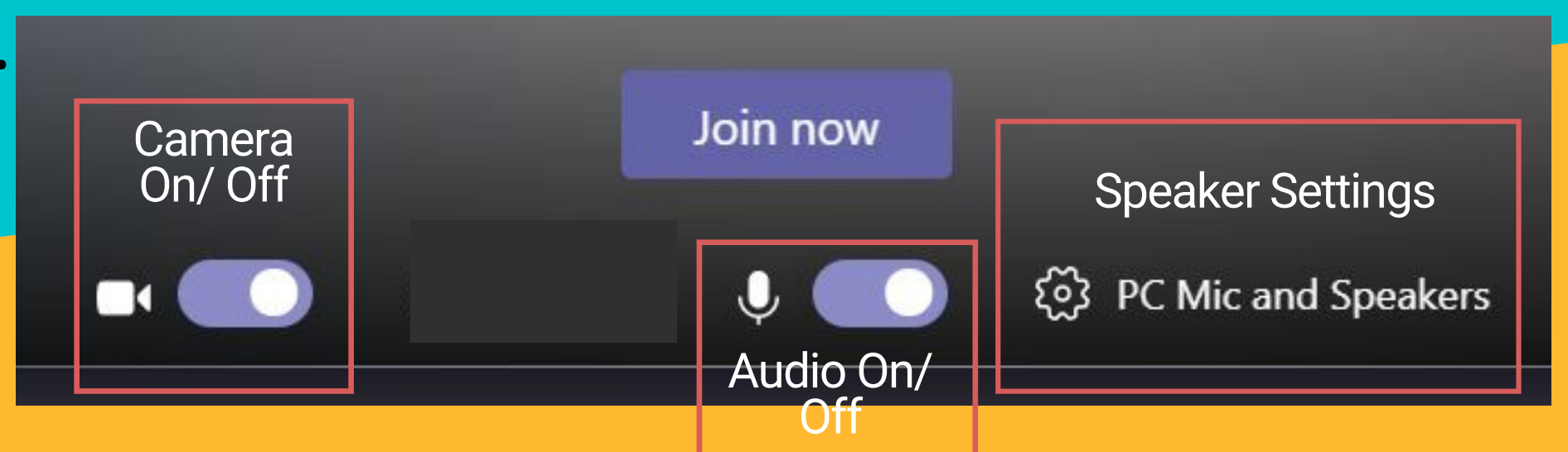


Join your teacher in the virtual classroom.

- Your teacher will share a link through your Schoology course.
- After clicking the link, you will choose how you want to join.
- Choose "Open Teams App" if you have an iPad or just picked up your BPS laptop.
- Choose "Continue on this browser" if your laptop doesn't have Teams yet.
- Lastly, choose your audio/ visual settings.




You may need more time to login one get all of the Teams features.



## Getting Windows expiration pop-ups?

Don't Stress! This will not impact your ability to participate in your classes. We are sending an update to your laptop which will work in the background and fix the problem.




Buffalo Public Schools

# Getting Started on Day 1



Remote Learning 2020-2021



## HOW TO GET HELP



BPS IT Helpdesk (716) 816-7100

BPS Learning Resources Page

<https://www.buffaloschools.org/LearningResources>

## LOGGING IN

1. Login to all BPS programs such as [Clever](#), Schoology, & Teams with your username; which is your 900 number, and password. You can also get a Clever badge or QR code to use from your school.
2. If you don't know your username or password, contact your building administrator or teacher.



## Additional Resources

BPS Technology Handbook

<https://www.buffaloschools.org/handbook>

Parent Contact Information Update Form

<https://www.buffaloschools.org/contact>

Hot Spot Request Form

<https://www.buffaloschools.org/HotSpotRequest>