

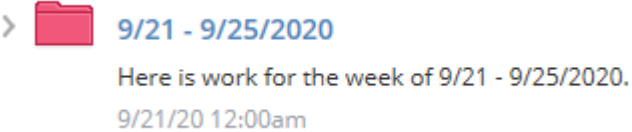



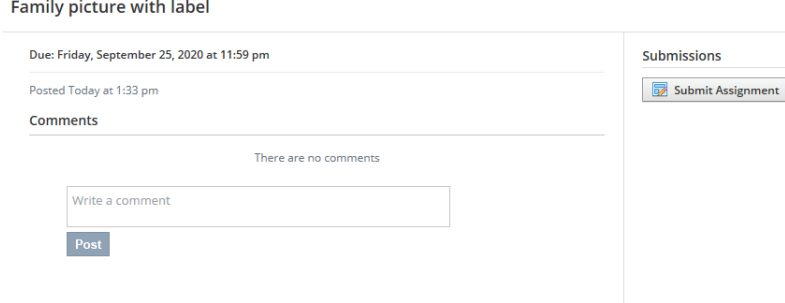
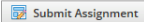
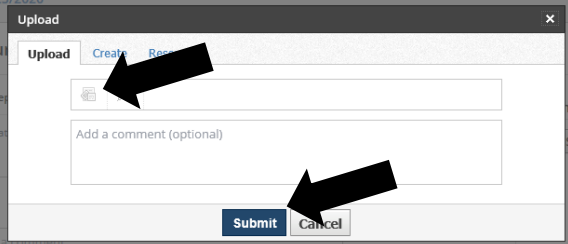



How to submit an assignment in Schoology

<p>Go to buffaloschools.org, click on “students” at the top right of the webpage, and then click on “Schoology”.</p>	 The Schoology logo, featuring a blue circle with a white 'S' inside, above the word 'schoology' in a blue sans-serif font, and the word 'Schoology' in a black sans-serif font below it.
<p>Choose “HR-Grade K: HRK-Grade K” as the course.</p>	 A course selection card with a blue background. It features an illustration of a pencil and an open book. Below the illustration, the text reads 'HR-GRADE K: HRK 4 HR-GRADE K' and 'PS 99 Stanley M. Makowski Early Childhood Cen...'. <p>HR-GRADE K: HRK 4 HR-GRADE K</p> <p>PS 99 Stanley M. Makowski Early Childhood Cen...</p>
<p>Click on the folder where your work is.</p>	 A folder view in Schoology. It shows a red folder icon, the date range '9/21 - 9/25/2020', and the text 'Here is work for the week of 9/21 - 9/25/2020.' and '9/21/20 12:00am'. <p>>  9/21 - 9/25/2020</p> <p>Here is work for the week of 9/21 - 9/25/2020.</p> <p>9/21/20 12:00am</p>
<p>Click on the assignment.</p>	 An assignment card with a blue background. It features an icon of a document with a pencil. The text reads 'Family picture with label' and 'Due Friday, September 25, 2020 at 11:59 pm'. <p> Family picture with label</p> <p>Due Friday, September 25, 2020 at 11:59 pm</p>
<p>Click on “Submit Assignment”.</p>	 A screenshot of the Schoology assignment submission page. It shows the assignment title 'Family picture with label', the due date 'Due: Friday, September 25, 2020 at 11:59 pm', and the posted time 'Posted Today at 1:33 pm'. There is a 'Comments' section with a text input field and a 'Post' button. On the right side, there is a 'Submissions' section with a 'Submit Assignment' button. A black arrow points to the 'Submit Assignment' button. <p>Family picture with label</p> <p>Due: Friday, September 25, 2020 at 11:59 pm</p> <p>Posted Today at 1:33 pm</p> <p>Comments</p> <p>There are no comments</p> <p>Write a comment</p> <p>Post</p> <p>Submissions</p> <p> Submit Assignment</p>
<p>Click on the “File” icon. Select the file (photo) you would like to submit.</p> <p>Click on “Submit”</p>	 A screenshot of the 'Upload' dialog box in Schoology. It shows a 'File' icon, a text input field for 'Add a comment (optional)', and 'Submit' and 'Cancel' buttons. Two black arrows point to the 'File' icon and the 'Submit' button. <p>Upload</p> <p>Upload Create Recent</p> <p> <input type="text"/></p> <p>Add a comment (optional)</p> <p><input type="text"/></p> <p>Submit Cancel</p>