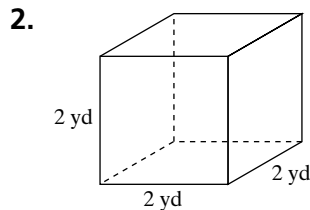
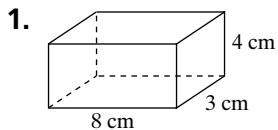


# Skill: Surface Area of a Box

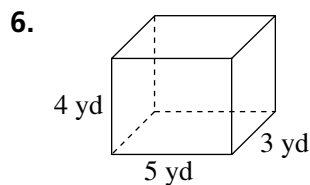
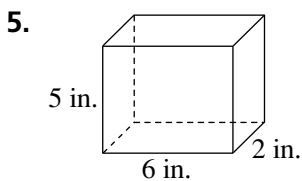
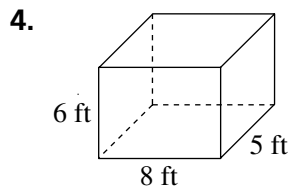
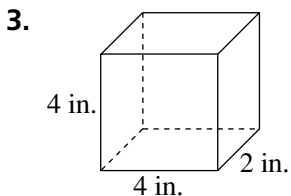
## Investigation 2

### Filling and Wrapping

Draw a net for each prism.



Find the surface area of each figure to the nearest whole unit.



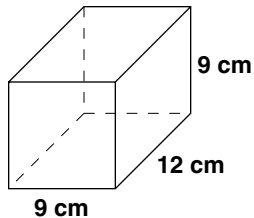
**Skill: Surface Area of a Box** *(continued)*

**Investigation 2**

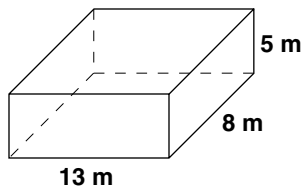
**Filling and Wrapping**

Find the surface area of each prism.

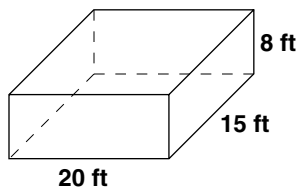
7.



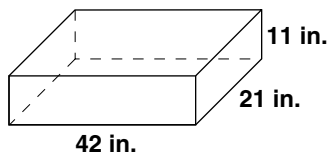
8.



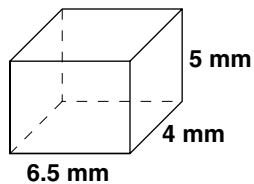
9.



10.



11.



12.

