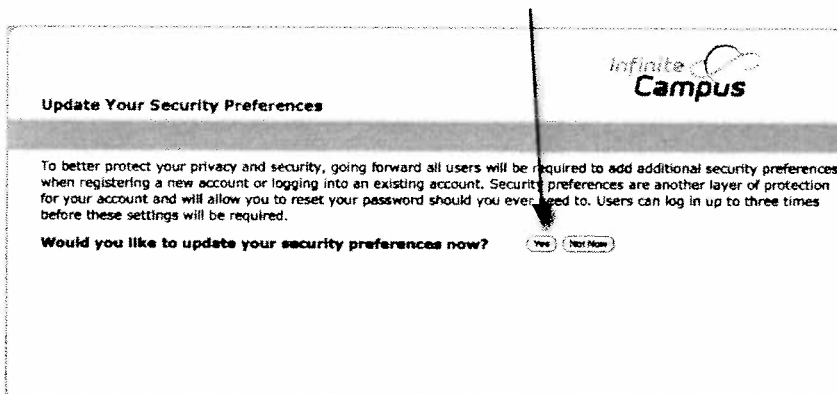


Step #7: Set-up Security Preferences: Click Yes.




Update Your Security Preferences

To better protect your privacy and security, going forward all users will be required to add additional security preferences when registering a new account or logging into an existing account. Security preferences are another layer of protection for your account and will allow you to reset your password should you ever need to. Users can log in up to three times before these settings will be required.

Would you like to update your security preferences now?

Step #8: Enter your email address. If you forget your username and/or password, the system will email you with directions to retrieve a new one.

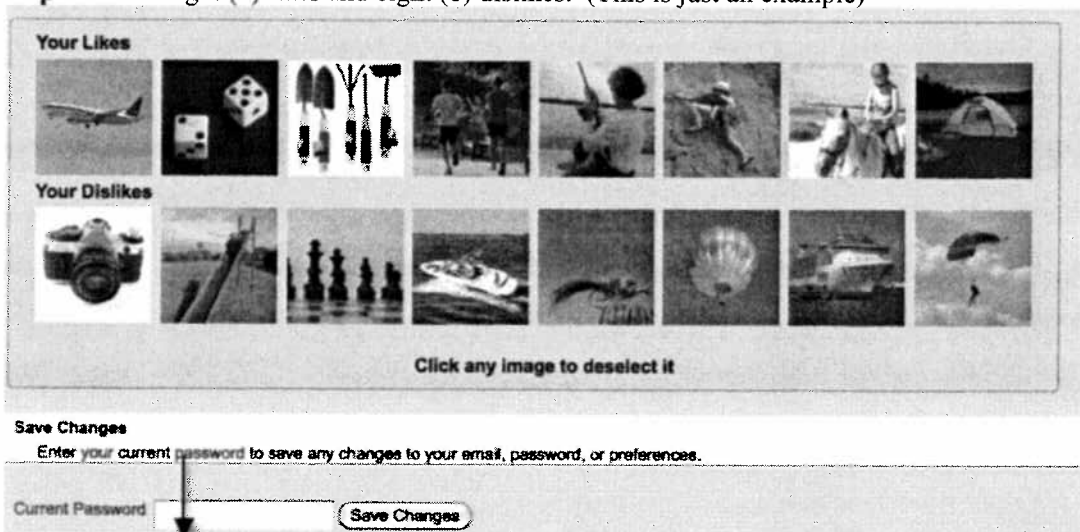


User Settings

Set Password Recovery Email
Enter your email address.

Email

Step #9: Pick eight (8) likes and eight (8) dislikes. (This is just an example)



Your Likes

Your Dislikes

Click any image to deselect it

Save Changes
Enter your current password to save any changes to your email, password, or preferences.

Current Password

Enter your current password and click to **Save changes**. Once completed, the system will take you to the portal.

Parent Portal APP District ID: Enter the ID below then log in with username and password.
TXWXVH.

Need Support?

Contact the BPS IT Help Desk via email at icsecondlevelsupport@buffaloschools.org between 8:00am-4:00pm. In the subject line type in "Parent portal assistance" and someone will respond as soon as possible.