


► Circle and write the word that completes each sentence.

1. The lizards \_\_\_\_\_ side  
by side.

**him    hide    hip**



2. The birds \_\_\_\_\_  
far and wide.

**ride    rid    rip**

3. The dogs \_\_\_\_\_  
on the ice outside.

**sky    slime    slide**

4. The snake \_\_\_\_\_ under the lid.

**hid    his    him**

5. The rabbit tried to climb

\_\_\_\_\_ .

**outside    inside    above**


6. The river was too \_\_\_\_\_  
to jump to the other side.

**win    wide    with**

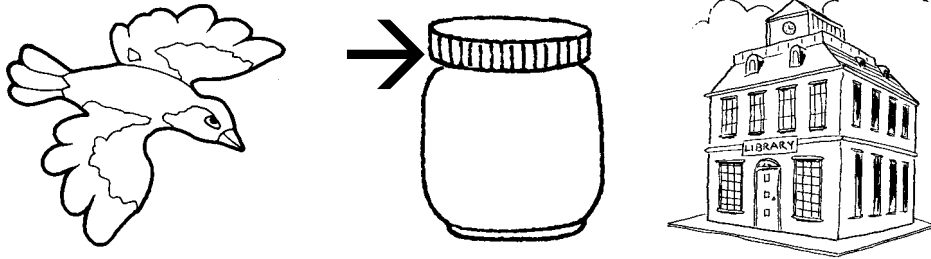


► Read the word. Circle the pictures with names that have the same vowel sound and ending letters.

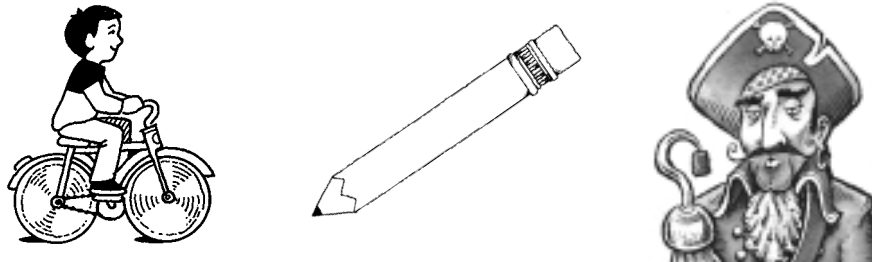
1. hide



2. bid



3. pride



► Read the sentences. Write the word that best completes each one.

4. The lion opened its \_\_\_\_\_ mouth.

wade    wide    white

5. The mother lamb looked for its \_\_\_\_\_.

kid    kite    kiss

6. Your eyebrow is above your \_\_\_\_\_.

ice cream    eyelid    eraser



**SCHOOL-HOME CONNECTION** Help your child to write a story about what it would be like to be a chameleon. Have your child use words with *-ide* and *-id*. Ask him or her to point out those words.

► Draw a line from each Vocabulary Word on the left to its meaning on the right.



1. dull

•

• to the left or to the right



2. exciting

•

• shining or glittering

3. handsome


•

• saw

4. hardly

•

• very interesting



5. sideways

•

• almost not

6. sparkling

•

• not shiny



7. spotted


•

• very good-looking




Write three sentences about a trip to the zoo. Use as many Vocabulary Words as possible. Draw a picture of something you write about.

► Write the number of syllables you hear in each picture name.




coat

1. \_\_\_\_\_



bicycle

2. \_\_\_\_\_




lizard

3. \_\_\_\_\_




baseball

4. \_\_\_\_\_



target

5. \_\_\_\_\_



snake

6. \_\_\_\_\_



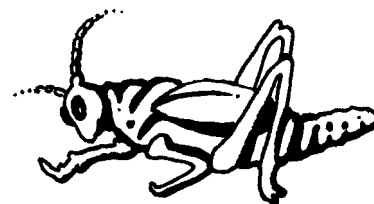
winter

7. \_\_\_\_\_



sleeping


8. \_\_\_\_\_



grasshopper

9. \_\_\_\_\_

- Read the paragraph. Then choose the best answer to each question. Fill in the circle next to your choice.



### Friday's Trip

Ana's class will go to the zoo. The trip is planned for Friday. Ana will visit the monkey house. She also hopes to see the seals. Ana likes teddy bears. She can't wait until Friday.

- 1** What is the main idea of \_\_\_\_\_ the paragraph?
- Ana likes to see the elephants.
  - Ana will see seals at the zoo.
  - Ana's class will go to the zoo.
  - Ana has never been to a zoo.

#### Tip

Reread the first sentence of the paragraph. The first sentence is often the main idea.


- 2** Which sentence does not \_\_\_\_\_ belong in the paragraph?
- Ana will visit the monkey house.
  - Ana likes teddy bears.
  - The trip is planned for Friday.
  - She can't wait until Friday.

#### Tip

Try reading the paragraph without each answer choice.



► Look at the Table of Contents page. Then answer the questions.



<b>Chapter One</b>	<b>Red Fox</b>	<i>page 1</i>
<b>Chapter Two</b>	<b>White Bear</b>	<i>page 5</i>
<b>Chapter Three</b>	<b>Yellow Giraffe</b>	<i>page 10</i>
<b>Chapter Four</b>	<b>Gray Elephant</b>	<i>page 15</i>

1 What is the name of Chapter One?

- Animals of All Colors
- Table of Contents
- Red Fox

 **Tip**

Read the names of each chapter.

2 Which chapter is about yellow giraffe?

- Chapter One
- Chapter Two
- Chapter Three

 **Tip**

Look at the name of each chapter. Look at the number of each chapter.

3 Which page does Chapter Four start on?

- page 5
- page 10
- page 15



Name \_\_\_\_\_

The Mixed-Up  
Chameleon

Review:  
Phonograms:  
-id, -ide

► Write the words from the box that best complete the poem. Remember that the word you write should rhyme with the last word in the line above.

did

ride

slide

inside



One day a lizard tried to hide.

Under a leaf it tried to \_\_\_\_\_.

But the leaf wasn't that wide.

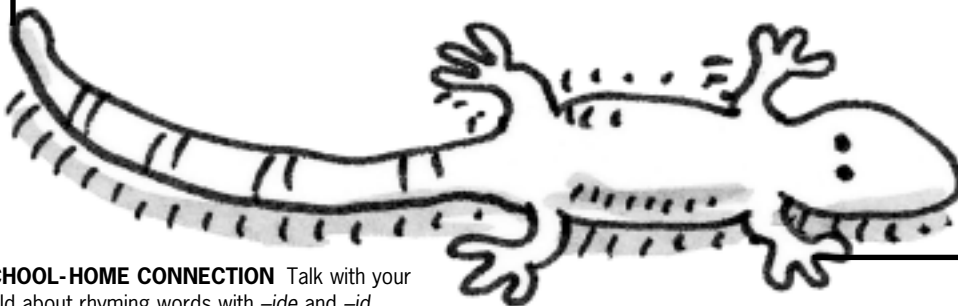
A hole! The lizard went \_\_\_\_\_.

The lizard slept. The lizard hid.

And the next thing that the lizard \_\_\_\_\_.

Was poke his little head outside.

Look a friend! Let's take a \_\_\_\_\_!



**SCHOOL-HOME CONNECTION** Talk with your child about rhyming words with *-ide* and *-id* endings, such as *hid*, *lid*, *bid* or *hide*, *slide*, *wide*. Ask him or her to choose two of each type that rhyme. Make a poem card by folding a sheet of paper in half. Encourage your child to write a short poem using these words on the inside of the card. Have your child draw a picture telling about the poem on the outside of the card.