
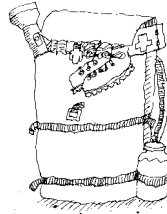



Name _____

The Enormous Turnip

Phonograms:
-ack, -ock

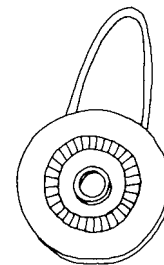

► Write the letters *ack* or *ock* to complete each picture name. Then trace the whole word.



1. cl _____

2. p _____


3. r _____ et



4. cr _____

5. fl _____



6. l _____



7. horseb _____

8. d _____

9. sn _____



10. bl _____

11. sh _____

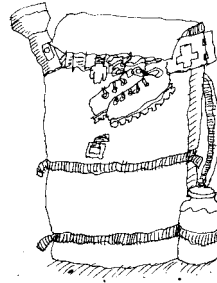

12. tr _____



SCHOOL-HOME CONNECTION Let your child cut apart the squares on the paper. Ask your child to sort the squares into two piles: words with *ack* and words with *ock*.



► The word at the top and the picture names in each row should rhyme. Write the picture names. Then write another rhyming word and draw a picture for it.

black





1. _____

shock



2. _____

socket



3. _____



Name _____

► On each line, write a Vocabulary Word from the box to complete the sentence.

enormous granddaughter grew planted strong turnip

1. The daughter of one's son or daughter is called a

_____.

2. If your plant got bigger, it _____ taller.

3. If something is very large, it is

_____.


4. A seed is _____ in the ground.

5. A _____ is a kind of vegetable.



6. If you lift a stack of books, you need to be

_____.



TRY THIS! Pick two words from the box above. Write one sentence using both words. Draw a picture for your sentence.

Name _____

The Enormous Turnip

Syllable Pattern: VCCV

Syllable Rule

• **When two consonants that are the same come between two vowels in a word, divide between the consonants: *bot / tle*.**

► Read the words. Divide them into syllables using a slash mark (/).



arrow

1. _____

barrel

2. _____

bottom

3. _____

comma

4. _____

follow

5. _____

happen

6. _____

mirror

7. _____

pizza

8. _____

traffic

9. _____


yellow

10. _____

- Read the paragraph. Then choose the best answer to each question. Fill in the circle next to your choice.

Mei's Tomatoes

Every year, Mei grows tomatoes. First, she buys seeds. She puts the seeds in the soil. Then Mei waters the soil every day. The seeds grow into big red tomatoes. Mei waits until they are ripe. Finally, Mei picks them and gives them to her neighbors.



- 1 The first thing Mei does is
- buy seeds.
 - put the seeds in soil.
 - water the soil.
 - give the tomatoes to her neighbors.

Tip

In the paragraph, find the sentence with the word *first*.

- 2 The last thing Mei does is
- water the soil.
 - put the seeds in soil.
 - give the tomatoes away.
 - wait until they are ripe.

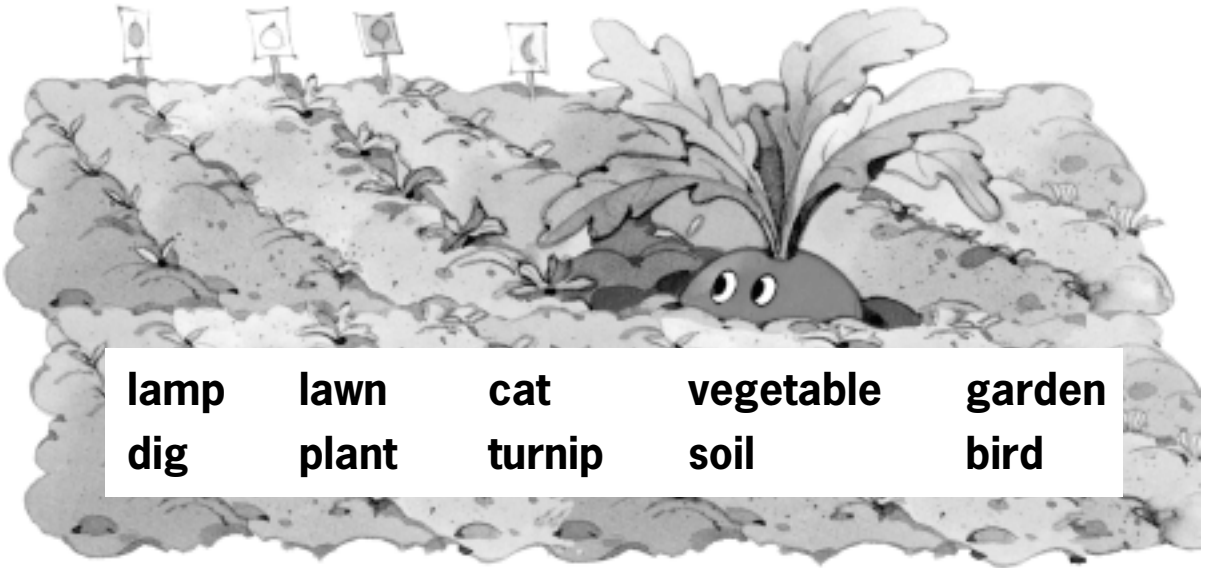
Tip

In the paragraph, find the sentence with the word *finally*.



SCHOOL-HOME CONNECTION With your child, look through a recipe for a favorite food. Talk about the sequence of the steps. Then invite your child to point out the first and last steps in the recipe.

► Write the words in alphabetical order on the lines.



1. bird



6. _____

2. _____

7. plant

3. dig

8. _____

4. _____

9. turnip

5. lawn

10. _____



Name _____

► Write the word that best completes each line of the poem. Remember that the word you write should rhyme with the last word in the line above.

crate

hat

skate

fat

There was once a little gray cat

Who wore a small green _____.

He worked all day until very late.

He lived in a plastic _____.

He liked pancakes that were round and flat.


He liked them so much, he became

very _____.

The cat got sick from how much he ate.

He stopped eating. He learned how

to _____.



SCHOOL-HOME CONNECTION Say these words with your child: *appreciate* and *acrobat*. Encourage your child to think of ways to add them to the poem.

For example, "The cat would appreciate some help. An acrobat joins the cat."