

Name _____

The Enormous
Turnip

Phonograms:
-ack, -ock

► Complete the sentences. On each line, write the word that has the same sound as *back*, or the same sound as *flock*.

1. The _____ blasted off at noon.
(rocket ship plane)

2. I always eat a _____ after school.
(sandwich apple snack)



3. I put a _____ on my bike to keep it safe.
(seat lock helmet)

4. Please _____ your bags.
(pack zip close)

5. The ship left the _____ in the morning.
(pier dock ramp)



SCHOOL-HOME CONNECTION Ask your child to draw him or herself on the back of a horse, with the horse pulling a wagon. In the wagon, have your child draw objects that represent each of the phonics words. Work together to label the objects with the phonics words.

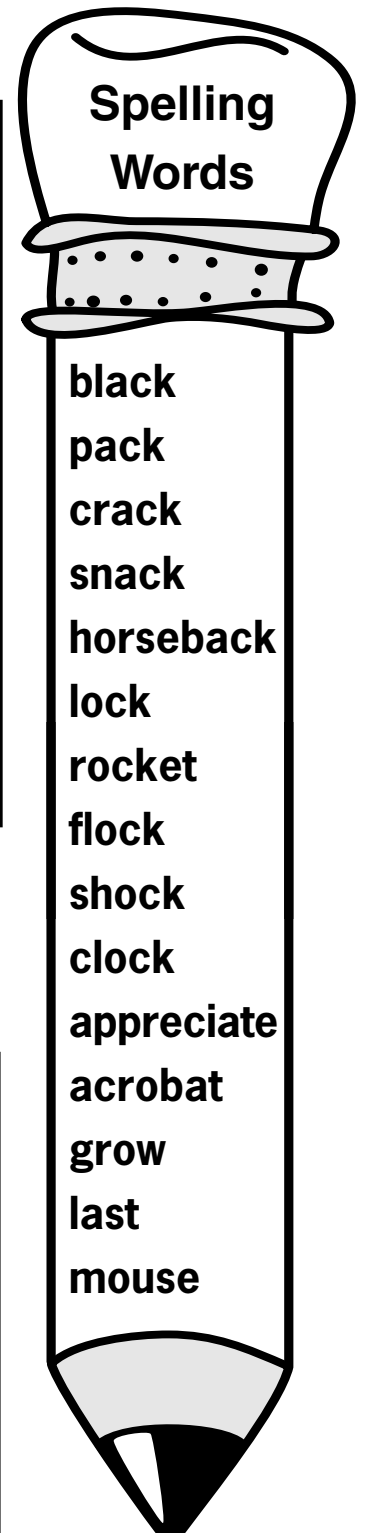
Name _____

► Read the Spelling Words. Sort the words and write them where they belong.

Words with <i>ack</i>	Words with <i>ock</i>
1. _____	6. _____
2. _____	7. _____
3. _____	8. _____
4. _____	9. _____
5. _____	10. _____


► Sort the words that are left by the number of syllables.

One-Syllable Words	Three-Syllable Word
11. _____	14. _____
12. _____	Four-Syllable Word
13. _____	15. _____



► The picture names in each row rhyme. Write the rhyming words that have the same sound as the underlined letters.


1.




snack



2.



flock



3.



socket





Name _____

► Help Sandy finish her letter. On each line, write a word from the box.

enormous
planted

granddaughter
strong

grew
turnip

Dear Grandma,

Yesterday I went to see Mrs. Page and her _____,

Kate. I helped Mrs. Page and Kate pull up the vegetables they

had _____ in their garden. The plants

_____ in rows in back of their house. I pulled up a

carrot and a _____. The carrot was

_____! I had to be _____ to pull

it up by myself. Mrs. Page plans to show it at the fair!

Love,
Sandy



Pick two Vocabulary Words from the box above. Write one sentence using both words. Draw a picture for your sentence.

Name _____

Skill Reminder • A noun names a person, a place,
a thing, or an animal.

► Read the words under each line. Choose the noun.
Write it on the line.

1. The _____ pulls _____.
(boy big better) (why weeds went)

2. His _____ holds the _____.
(some sister sang) (hose happy hot)


3. Their _____ pick _____.
(friends funny far) (ask apples add)

4. A _____ runs after the _____.
(did dog does) (by ball bring)

5. Two _____ sleep under the _____.
(cats come choose) (tree tell tall)

6. Some _____ fly over the _____.
(beautiful birds bigger) (go garden get)

7. A _____ looks for _____.
(may mouse must) (cheese carry could)



Draw pictures of four things you see in your classroom.
Below each picture, write the noun that names it.

Skill Reminder • When two consonants that are the same come between two vowels in a word, divide between the consonants: *bot/tle*.

► Read the words. Write them in syllables using a slash mark (/).



arrow

1. _____

barrel

2. _____

bottom

3. _____

comma

4. _____

dessert

5. _____

follow

6. _____

happen

7. _____

mirror

8. _____

pizza

9. _____

scissors

10. _____

traffic

11. _____


yellow

12. _____

- Read the paragraph. Then choose the best answer to each question. Fill in the circle next to your choice.

Mei's Tomatoes

Every year, Mei grows tomatoes in her back yard. She buys seeds. She puts the seeds in the soil. Then Mei waters the soil every day. The seeds grow into big red tomatoes. Mei waits until the tomatoes are ripe. Finally, Mei picks the tomatoes and gives them to her neighbors.



- 1 The first thing Mei does to grow tomatoes is
- buy seeds.
 - put the seeds in soil.
 - water the soil.
 - give the tomatoes to her neighbors.

Tip

Read each question carefully. Make sure you understand it.

- 2 The last thing Mei does is
- water the soil.
 - put the seeds in soil.
 - give the tomatoes away.
 - wait until they are ripe.

Tip

Look for sequence words as you read.



SCHOOL-HOME CONNECTION With your child, look through a recipe for a favorite food. Talk about the sequence of the steps. Then invite your child to point out the first and last steps in the recipe.

Name _____

► Write the words from the box in alphabetical order on the lines.

man lawn cat vegetable garden
dig seed turnip soil bird



1. bird

6. man

2. _____

7. _____

3. _____

8. _____

4. _____

9. _____

5. _____

10. _____



SCHOOL-HOME CONNECTION Help your child write down the names of some classmates or friends. Then assist your child in putting the names in alphabetical order.

► Circle the best answer to each riddle.

1. You did this at mealtime.

art ate aim

2. An animal becomes this if it eats too much.

fit fine fat

3. This is what a tire becomes if it runs over a nail.

flat flute flake

4. This is what you did before you stood up.

sale sad sat

5. This tells which one you mean.

that then there

6. This is someone who does lots of flips.

artist astronaut acrobat

7. This is something the United States has 50 of.


stand stamp state

8. This is what you do when you make something.

cart create crow

9. This is a door in a fence.

garden gift gate



SCHOOL-HOME CONNECTION With your child, write a funny story about an acrobat. Write a few sentences from the story that use the phonics words. Invite your child to illustrate the sentences.