






► Look at the picture. Circle and write the word that completes each sentence.

| | | |
|---|---|--------------------------------------|
| <p>1. </p> | <p>Marta picked _____ apples.</p> | <p>four for fore</p> |
| <p>2. </p> | <p>James likes to practice on the basketball _____.</p> | <p>corn core court</p> |
| <p>3. </p> | <p>She _____ a glass of milk for me.</p> | <p>poor poured pout</p> |
| <p>4. </p> | <p>I will practice hard so I can run the whole _____.</p> | <p>course cow couch</p> |
| <p>5. </p> | <p>There are _____ children in my class.</p> | <p>fourteen forth fourth</p> |



Name _____

Hedgehog Bakes
a Cake

R-controlled
vowels: /ôr/our

► Read the sentences. Write the word that best completes each one.

1. My sister is in _____ grade.

fourth form four

2. A dictionary is a _____.

resort resource recount

3. The number before five is _____.

fort far four

4. People _____ when they are very sad.

more mourn morning

5. What is the _____ of that noise?

source sore sour

6. He _____ a big glass of juice.

pout poured pop



© Harcourt



SCHOOL-HOME CONNECTION Write each of the answer words from this lesson twice on separate slips of paper or index cards. Place all the cards face down. Ask your child to choose two cards. If they match, set the cards aside. Continue until all words are matched.

- Read the first sentence in each pair. It gives you a clue. Write a Vocabulary Word from the box to complete each unfinished sentence.

batter
recipe

buttery
smear

perfect
yellow cake

1. How did you make that yummy cake? To find out how to make cake, I read a _____.

2. I mixed butter, eggs, flour, and sugar.

I stirred the _____.

3. I rubbed butter all over the inside of the pan.

I _____ the butter.


4. The inside of the pan was covered with butter.

It was _____.

5. I baked the batter.

I made a _____.

6. The cake was just right. It was _____.



Make up a recipe for your favorite food. Write your recipe on a sheet of paper. Use as many Vocabulary Words as you can.

Syllable Rule

- **When two consonants come**

between two vowels in a word, divide after the first consonant.

Example: pen/cil

- **When a two-syllable word with the VCCV pattern ends with s, es, or ed, the word is still divided after the first consonant.**

Example: thun/dered

▶ Say the words in each square to yourself. Write each word with the two endings. Listen to the number of syllables you hear. Then divide the word into syllables.

| | |
|--|---|
| <p style="text-align: center;">hammers s ed</p> <p>1. _____</p> <p>2. _____</p> | <p style="text-align: center;">question s ed</p> <p>3. _____</p> <p>4. _____</p> |
| <p style="text-align: center;">button s ed</p> <p>5. _____</p> <p>6. _____</p> | <p style="text-align: center;">wonder s ed</p> <p>7. _____</p> <p>8. _____</p> |

► Read the questions. Choose the answer that fits best. Fill in the circle next to your choice.

1. Which word is a synonym for alike?

- different
- same
- funny
- about

Tip

Synonyms are words with the same meaning. Look for a word that means the same as alike.

2. Which word does not mean the same as small?

- little
- tiny
- petite
- big

Tip

Make sure you read each question carefully. If you miss the word *not*, you may mark the wrong answer.

3. Which word is a synonym for noisy?

- quiet
- whisper
- loud
- soft

Tip

Sometimes more than one answer seems like it would fit best. Reread the question and choose the one that makes the most sense.



► Read the recipe. Then answer the questions.

| Things You Need | Directions |
|--|---|
| 2 slices of bread 1 stick of butter 1 jar of honey plastic knife paper plate | <ol style="list-style-type: none"> 1. First, wash your hands. 2. With the plastic knife cut a small piece of butter. Spread it on the bread. 3. Wash the knife in warm water. 4. Scoop a little honey from the jar with the knife. Spread it on the bread. 5. Put the slices of bread together. 6. Last, eat the sandwich. Yum! |



- 1 What do you need to make the sandwich?
- salt, eggs, bread, knife
 - bread, jam, plate
 - bread, butter, honey, knife, plate

Tip
You always need to make sure you have everything you need before you start. Read through the directions. Look for the list of the things you need.

- 2 What is the first thing you should do?
- Wash the knife.
 - Wash your hands.
 - Spread honey on the bread.

Tip
Following directions means following the steps in order. Watch for words like *first*. Also, pay attention to the number next to each step.



Name _____

Hedgehog Bakes
a Cake

Review:
Common
Abbreviations

► Read the words below. Write the abbreviation from the box beside the longer form of the word.

| | | | | |
|------------|-------------|--------------|-------------|-------------|
| Mr. | St. | Sun. | Dec. | Jan. |
| Dr. | Aug. | Tues. | Wed. | |

1. doctor _____

2. street _____

3. Tuesday _____

4. August _____

5. Sunday _____

6. December _____

7. January _____

8. Wednesday _____

9. Mister _____

