

► Finish the story. On each line, write a word from the box.

I'll	can't	don't	they'll
we'll	you'll	shouldn't	that's

Packing for Camp

“Tim, have you finished packing? **(1)** _____
be here soon,” Dad said. “**(2)** _____ be finished
in a minute,” Tim answered. “I **(3)** _____ wait
to go. I just **(4)** _____ know if I should pack
my boots,” he said. “Since **(5)** _____ probably
ride horses there, you **(6)** _____ forget your
boots,” Mom said. “But I think you should wear them instead
of packing them.” At last, Tim finished. “Well, I guess
(7) _____ it!”
he said. “And just in time, too!
The van is here!” Dad said.
“Have fun!” his parents called.
(8) _____ write you lots of letters!”

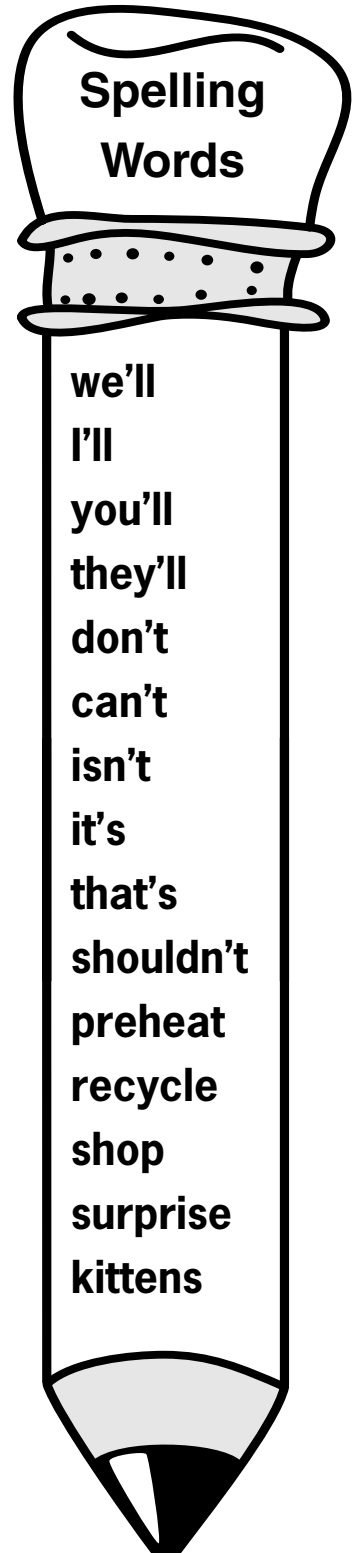


► Read the Spelling Words. Write the contractions in alphabetical order.

Contractions	
1. _____	6. _____
2. _____	7. _____
3. _____	8. _____
4. _____	9. _____
5. _____	10. _____

► Write the words that are left in alphabetical order.

11. _____	14. _____
12. _____	15. _____
13. _____	



► Circle and write the word that best completes each sentence.

1. _____ give my teacher a party.
Well We'll We'll
2. It _____ a good-bye party.
isn't isnt is'not
3. _____ a "We Like You" party!
It's Its It's
4. _____ the best kind!
That's That's That's
5. We _____ wait!
can't can't can't
6. _____ get a cake.
She'll She'll Shell
7. We _____ make noise.
shouldn't shouldno't should't
8. _____ surprised!
Shes She's She's



Name _____

► Complete the sentences. On each line, write a word from the box.

addresses clerk grown honor pour route

We Love You, Mrs. King!


We are having a party in _____ of Mrs. King.

She drives the bus on our _____.



My brother is _____ up now, but he used to ride Mrs. King's bus, too.


She must know the _____ of hundreds of students!



I'll go to the store to ask the _____ to order us a cake.



I'll _____ cold drinks for everybody.



Write sentences about a job you would like to have when you grow up. Use the Vocabulary Words in your sentences.

Skill Reminder • **When the naming part of a sentence tells about one, add the letter *s* to most verbs. Do not add an *s* to the verb when the naming part tells about *I*, *you*, or more than one.**

► Look at the verb in (). Decide if it needs an *s* to finish the sentence correctly. Write the verb on the line.

1. The mail carrier _____ down the street. (**walk**)

2. He _____ a package for two children. (**bring**)

3. Jan and Jesse _____ to get the package. (**want**)

4. At last the package _____. (**come**)

5. The children _____ the package. (**open**)

6. Jan _____ a box of cookies. (**get**)

7. Jesse and Jan _____ all the presents. (**like**)

8. Jesse _____ a thank-you letter. (**write**)



Write a thank-you letter to someone who helps people. Tell that person why you like what he or she does.

► Choose the word that is the correct contraction for the words. Fill in the circle next to your choice.

Example I am

- Iam
- I'm
- Im

1 he is

- hes
- hee's
- he's

2 let us

- lets
- let's
- letts

 **Tip**

Remember that you are taking out letters, not adding them.

3 we will

- we'll
- wel'l
- w'ell

 **Tip**

Remember that the apostrophe (') is placed where a letter was taken out.

► **Read the paragraph. Then answer the questions.**

Today there are two ways to write and send a letter. The old way is to write a letter on paper. The new way is to write e-mail on a computer. To send a paper letter, you put it in an envelope with an address and a stamp. The post office takes your letter to the address. To send e-mail, you press “send” and your e-mail goes to the other person’s computer. For a paper letter, you have to buy a stamp. It does not cost anything to send e-mail. Both kinds of letters are ways to send a message to another person.

Name two ways e-mail and a letter written on paper are alike.



Tip

Look for the word “both” in the paragraph.

1. _____

2. _____



Tip

Reread the paragraph for details you may have missed.

3. Paper letters go through _____, but e-mail goes from your computer _____
4. You have to buy _____ to send _____, but e-mail is _____.



► Read the story. On each line, write the form of the underlined word that makes the sentence correct.

I have two **(1)** shelf on my wall filled with books. I like to read tales about the woods. Every fall I walk in the woods to find **(2)** leaf. I read about five **(3)** elf who live in the woods. One small **(4)** elves wore a **(5)** leaves for a hat. If I could find that hat, I would build a special **(6)** shelves for it! I would ask the elf what his **(7)** lives is like. Maybe he would tell me about the **(8)** life of all the elves!



1. _____

2. _____

3. _____

4. _____

5. _____

6. _____

7. _____

8. _____



SCHOOL-HOME CONNECTION Have your child draw a picture of an elf wearing a leaf hat. Ask your child to use his or her imagination to write a story about the elf.