


Name _____

► Look at the picture. Then write the Vocabulary Word that best completes each sentence.

force nucleus loops solar wind particles fluorescent

1. A comet has a _____ light.
2. The head of the comet is called the _____.
3. There is a cloud of _____ around the comet.
4. The comet _____ around the sun.
5. The sun's _____ keeps the comet going.
6. A _____ blows up from the sun.



To the Teacher: Have students say the vocabulary words aloud with you. Ask the students where they have heard these words before. Ask about their experience with these words—for example, whether they have ever seen a comet. Then allow student partners a few moments to look at the picture. Next, have partners work together to decide which word best completes each sentence.

► Choose which part of a book you would look in to find certain information. Circle the letter of the best answer to each question.



book cover

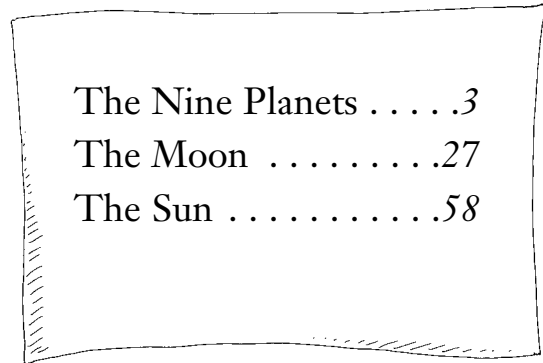
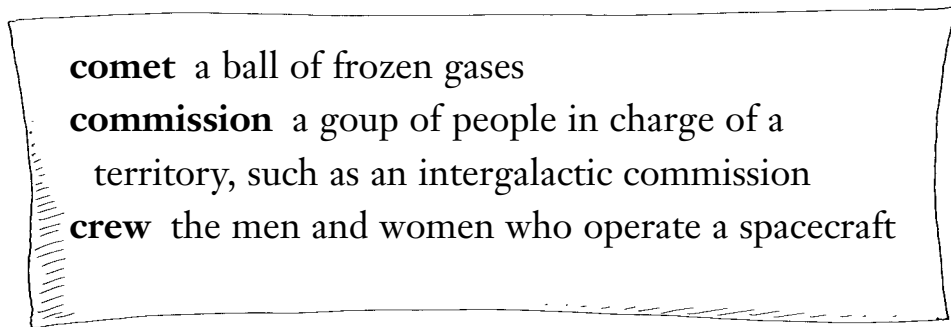


table of contents



glossary

1 On what page does the chapter The Moon begin?

- A** book cover **C** glossary
B table of contents **D** index

Tip
This book part shows the chapter titles and starting pages.

2 What is the meaning of *comet*?

- F** book cover **H** glossary
G table of contents **J** index

Tip
This book part looks like a dictionary.

3 Who wrote the book?

- A** book cover **C** glossary
B table of contents **D** index

Tip
This information appears on the outside of the book.

To the Teacher: Review the parts of a book with students. Write the book terms on the board, and read them aloud: *title page*, *table of contents*, *glossary*, and *index*. Then have partners discuss the book parts shown in each of the pictures. Model completing the first item. Guide students in using the art to select the correct answer. Students can complete the page on their own.