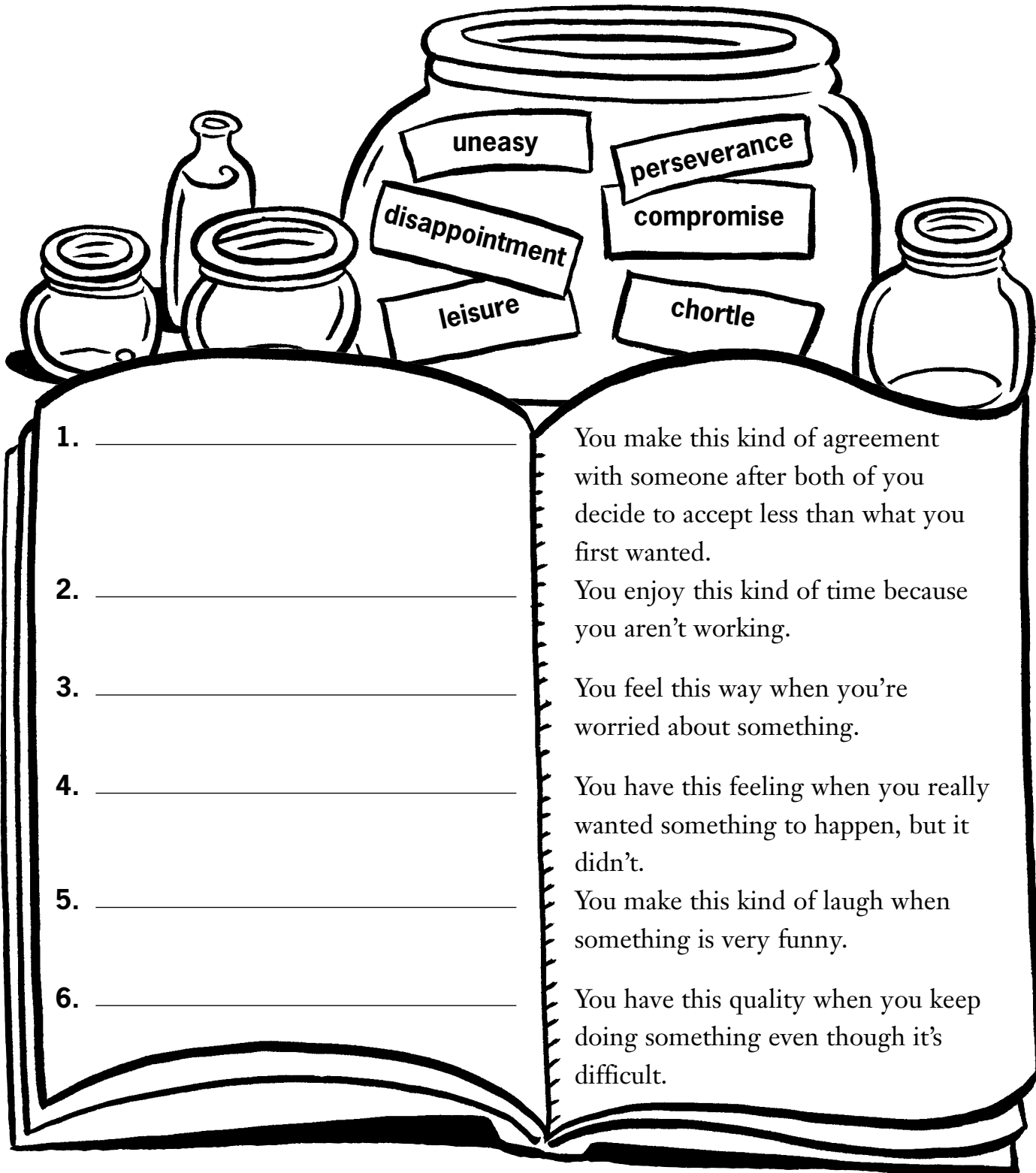


Name _____

- Write the Vocabulary Word from the jar that goes with each sentence shown on the book below.



© Harcourt

To the Teacher: Discuss with students the meaning of each Vocabulary Word. Read the directions aloud. Have students read the sentences aloud and work as a group to complete the activity. Then ask students questions they must answer with one of the Vocabulary Words.

- Read each sentence. Then circle the letter of the answer that tells what the underlined word means.

1 You did badly on this test, so be sure to study harder for the next test.

- A** less bad
B in a bad way
C not bad
D bad again

 **Tip**

The suffix *-ly* means “in a certain way.” Which answer choice uses the meaning of this suffix with the root word *bad*?

2 Did Jan misinform her mom about the day of the school play?

- F** did not give information
G gave too much information
H gave information again
J gave wrong information

 **Tip**

The prefix *mis-* means “wrong.” Which answer choice uses the meaning of this prefix with the root word *inform*?

3 Ted was unsure of the answer to the question.

- A** in a sure way
B capable of being sure
C not sure
D too sure

 **Tip**

The prefix *un-* means “not.” Which answer choice uses the meaning of this prefix with the root word *sure*?

4 The fearless dog barked at the lion.

- F** full of fear
G able to feel fear
H without fear
J feeling fear again



 **Tip**

The suffix *-less* means “without.” Which answer choice uses the meaning of this suffix with the root word *fear*?

To the Teacher: Before students begin the activity, use word strips of roots and affixes to show how a root word's meaning changes according to the affix. (Examples are *understandable*, *misunderstand*; *unwrap*, *rewrap*; *lovable*, *lovely*.) Then read the directions aloud. After students complete the activity, ask them questions such as “When are you unsure?” and “Who is fearless?”

Name _____


► Two synonyms in the box describe each picture. Under each picture, write the two synonyms.



dad
big

large
little

home
small

father
house







► Read the word under the first picture in each pair. Then find its antonym in the box. Write it on the line.

full

cry

up



empty _____

laugh _____



down _____

To the Teacher: Read aloud the directions for the first activity. Have students complete the activity, and check their work. Repeat with the second activity. Then have students describe objects in the classroom and at home, using synonyms and then antonyms.