

Name _____

► Write the Vocabulary Word that matches each clue. The message in the shaded area of the answers tells you another name for an inventor.

document
circular

prosthetic
scholarship

device
modify

disabilities

1. something made for a special use _____

2. round _____

3. an official paper or record _____

4. injuries or problems _____

5. artificial (body part) _____

6. to change _____

7. a student's knowledge _____

► Write the Vocabulary Word that is related to each word below.

8. circle _____

9. ability _____

10. school _____



Briefly describe an invention you think would help others. Use some Vocabulary Words.

- **Read the paragraph. Then circle the letter of the best answer to each question.**

Yo-yos are popular as toys and as items to collect. People in the United States have been playing with yo-yos since about 1929. Over the years children and adults have learned to do yo-yo tricks. “Walk the Dog” is the most common trick. Collectors often pay a lot of money for old wooden yo-yos. Some people collect special models that whistle or squeal. Others prize yo-yos that glow in the dark or have colorful designs. Yo-yos can be fun as well as valuable.

- 1** Which sentence is the main idea of the passage?

- A** Yo-yos are popular as toys and as items to collect.
- B** People in the United States have been playing with yo-yos since about 1929.
- C** Over the years children and adults have learned to do yo-yo tricks.
- D** Collectors often pay a lot of money for old wooden yo-yos.


Tip

The main idea is often found in the first or last sentence.

- 2** Which of these details best supports the main idea?

- A** Yo-yos became popular in 1929.
- B** “Walk the Dog” is the most common trick.
- C** Collectors pay a lot of money for old yo-yos.
- D** Some yo-yos glow in the dark.


Tip

Use your answer to question 1 to help you.

- 3** Which detail does NOT support the main idea?

- A** People in the United States have been playing with yo-yos since about 1929.
- B** “Walk the Dog” is the most common trick.
- C** Collectors often pay a lot of money for old wooden yo-yos.
- D** Some people collect special models that whistle or squeal.










Tip

Which detail could be taken away without telling less about the main idea?




► Read the directions for making a yarn animal. Then answer the questions.

Materials:

- | | | | |
|---|---------------|---|--|
|  | drawing paper |  | 1/2 cup classroom glue |
|  | pencil |  | 1/4 cup water |
|  | waxed paper |  | small foil pan or other container you can throw away |
|  | 4 paper clips |  | thick yarn |

Directions:

*Draw the outline of an animal so that every line touches another line.
 Cover the drawing paper with waxed paper. Clip the sheet of drawing paper to the sheet of waxed paper.
 Mix glue and water in the disposable container.
 Cut a piece of yarn, and soak it in the glue. Lift the yarn and squeeze so it won't drip.
 Lay the strip of yarn along the drawn outline.
 Cut and soak other pieces of yarn, and add them to the design. Overlap the strips so they will stick together.
 Let the yarn design dry overnight. Then remove it from the waxed paper.*



1. Which should you do first—cut the yarn or soak it in glue?

2. What should you do with the soaked yarn before you put it on the drawing?

3. What may happen if you do not overlap the strips of yarn?

4. How long should you let your yarn animal dry? _____
5. What is the last step? _____
6. What might happen if you do not follow the directions in order?



SCHOOL-HOME CONNECTION Ask your child to write directions for a game that two people can play. Then follow the directions, and play the game together.

Name _____

- Rewrite each sentence, replacing the underlined word or words with a pronoun. Write *subject* or *object* to identify each pronoun you use.

1. Chester made earmuffs for everyone. _____

2. Mr. Parsons told Josh about David Potter. _____

3. Josh and David worked together to design a glove. _____

4. Soon David played for the Spring Branch Mustangs. _____

5. Reeba Daniel invented a washer/dryer. _____

6. Reeba's invention won a prize. _____



- Rewrite each sentence. Correct any errors in the use of pronouns.

7. Josh and me helped David. _____

8. David thanked me and Josh for helping. _____



Write three separate sentences about an invention that you find useful. Then put your sentences together in a paragraph, using pronouns to replace nouns as needed.

Skill Reminder The long e sound at the end of a word can be spelled y or ey.

► Fold the paper along the dotted line. As each spelling word is read aloud, write it in the blank. Then unfold your paper, and check your work. Practice any spelling words you missed.

1. _____
2. _____
3. _____
4. _____
5. _____
6. _____
7. _____
8. _____
9. _____
10. _____
11. _____
12. _____
13. _____
14. _____
15. _____
16. _____
17. _____
18. _____
19. _____
20. _____

SPELLING WORDS

1. *tiny*
2. *hockey*
3. *heavy*
4. *every*
5. *money*
6. *turkey*
7. *early*
8. *hungry*
9. *already*
10. *vallery*
11. *nobody*
12. *monkey*
13. *company*
14. *country*
15. *ability*
16. *steady*
17. *everybody*
18. *industry*
19. *activity*
20. *honey*

