

Name \_\_\_\_\_

Date \_\_\_\_\_

**Graphs of Proportional Relationships - Independent Practice Worksheet**

Complete all the problems.

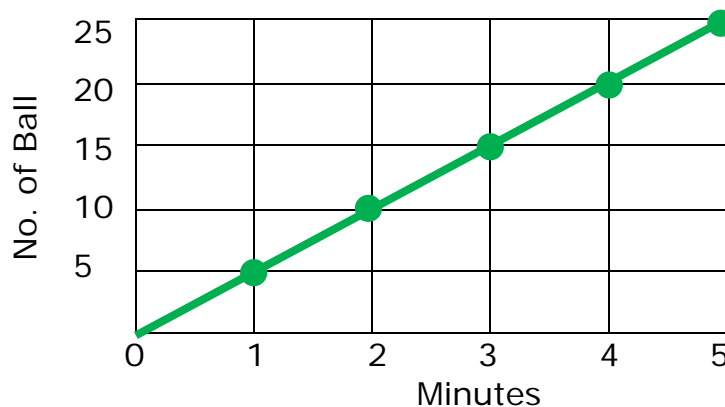
1. Olivia sold water bottles over four days. Create a graph to determine if the quantities of bottles and number of days are proportional. If the quantities are proportional, what is the constant of proportionality?

Days	1	2	3	4
Number of Bottle	4	8	12	16

2. Aiden brought some pencils and boxes. Create a graph to determine if the quantities of boxes and pencils are proportional. If the quantities are proportional, what is the constant of proportionality?

Number of Boxes	2	4	6	8
Number of Pencil	4	8	12	16

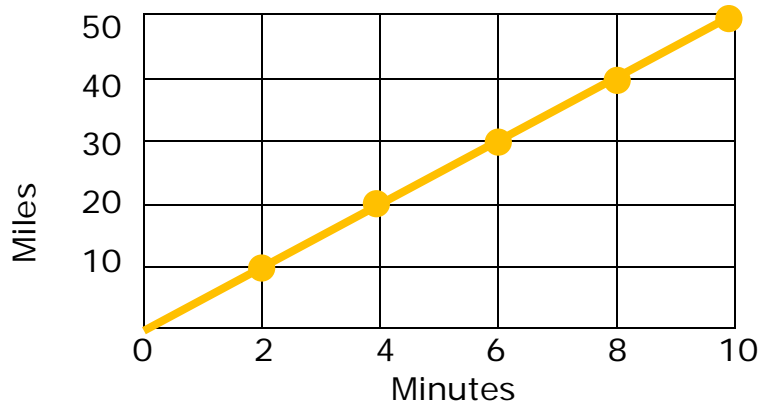
3. The graph below represents the number of balls thrown over time. What is the constant of proportionality?



Name \_\_\_\_\_

Date \_\_\_\_\_

4. The graph below represents the number of miles Michael ran over time. What is the constant of proportionality?



5. Jayden sold mobile phone over four days. Create a graph to determine if there is a proportional relationship between the data. If the quantities are proportional, what is the constant of proportionality?

Days	1	2	3	4
Number of Cell Phone	5	10	15	20

6. William made cookies over consecutive hours. Create a graph to determine if a proportional relationship exists between time and the number of cookies made. If the quantities are proportional, what is the constant of proportionality?

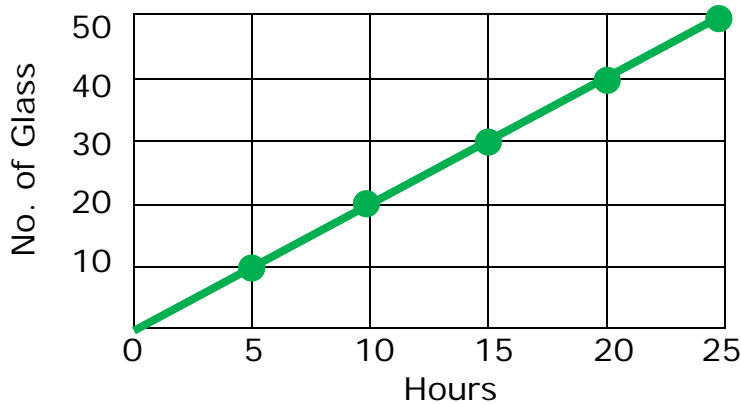
Number of Hours	1	2	3	4	5
Number of Cookies	15	30	45	60	75



Name \_\_\_\_\_

Date \_\_\_\_\_

7. The graph below represents the number of glasses Tom drank over time. What is the constant of proportionality?



8. Mason made omelettes. Create a graph to determine if there is a proportional relationship between the number of eggs used and the number of omelettes made. If the quantities are proportional, what is the constant of proportionality?

Number of Eggs	3	6	9	12	15
Number of omelette	6	12	18	24	30

9. Isabella made necklaces with beads. Create a graph to determine if the quantities of beads and necklace are proportional. If the quantities are proportional, what is the constant of proportionality?

Number of Necklace	2	4	6	8	10
Number of Beads	7	14	21	28	35



Name \_\_\_\_\_

Date \_\_\_\_\_

10. The graph below represents the number of vertical jumps Ava can do over time. What is the constant of proportionality?

